

HUMAN-COMPUTER INTERACTION THIRD EDITION DIX FINLAY ABOARD BEALE

## chapter 6

# HCI in the software process

HUMAN-COMPUTER INTERACTION

## HCI in the software process

- Software engineering and the design process for interactive systems
- Usability engineering
- Iterative design and prototyping
- Design rationale

HUMAN-COMPUTER INTERACTION

## the software lifecycle

- Software engineering is the discipline for understanding the software design process, or life cycle
- Designing for usability occurs at all stages of the life cycle, not as a single isolated activity

HUMAN-COMPUTER INTERACTION

## The waterfall model

```

graph TD
    A[Requirements specification] --> B[Architectural design]
    B --> C[Detailed design]
    C --> D[Coding and unit testing]
    D --> E[Integration and testing]
    E --> F[Operation and maintenance]
  
```

HUMAN-COMPUTER INTERACTION

## Activities in the life cycle

**Requirements specification**  
designer and customer try capture what the system is expected to provide can be expressed in natural language or more precise languages, such as a task analysis would provide

**Architectural design**  
high-level description of how the system will provide the services required factor system into major components of the system and how they are interrelated needs to satisfy both functional and nonfunctional requirements

**Detailed design**  
refinement of architectural components and interrelations to identify modules to be implemented separately the refinement is governed by the nonfunctional requirements

HUMAN-COMPUTER INTERACTION

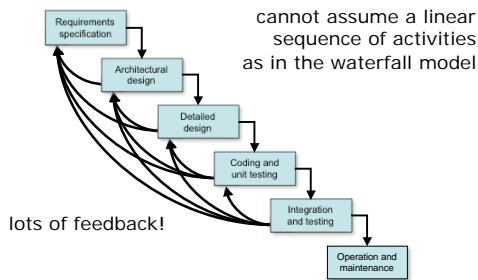
## Verification and validation

**Verification**  
designing the product right

**Validation**  
designing the right product

**The formality gap**  
validation will always rely to some extent on subjective means of proof  
Management and contractual issues  
design in commercial and legal contexts

## The life cycle for interactive systems



## Usability engineering

The ultimate test of usability based on measurement of user experience

Usability engineering demands that specific usability measures be made explicit as requirements

Usability specification

- usability attribute/principle
- measuring concept
- measuring method
- now level/ worst case/ planned level/ best case

Problems

- usability specification requires level of detail that may not be possible early in design satisfying a usability specification
- does not necessarily satisfy usability

## part of a usability specification for a VCR

Attribute: Backward recoverability

Measuring concept: Undo an erroneous programming sequence

Measuring method: Number of explicit user actions to undo current program

Now level: No current product allows such an undo

Worst case: As many actions as it takes to program-in mistake

Planned level: A maximum of two explicit user actions

Best case: One explicit cancel action

## ISO usability standard 9241

adopts traditional usability categories:

- effectiveness
  - can you achieve what you want to?
- efficiency
  - can you do it without wasting effort?
- satisfaction
  - do you enjoy the process?

## some metrics from ISO 9241

Usability objective	Effectiveness measures	Efficiency measures	Satisfaction measures
Suitability for the task	Percentage of goals achieved	Time to complete a task	Rating scale for satisfaction
Appropriate for trained users	Number of power features used	Relative efficiency compared with an expert user	Rating scale for satisfaction with power features
Learnability	Percentage of functions learned	Time to learn criterion	Rating scale for ease of learning
Error tolerance	Percentage of errors corrected successfully	Time spent on correcting errors	Rating scale for error handling

## Iterative design and prototyping

- Iterative design overcomes inherent problems of incomplete requirements
- Prototypes
  - simulate or animate some features of intended system
  - different types of prototypes
    - throw-away
    - incremental
    - evolutionary
- Management issues
  - time
  - planning
  - non-functional features
  - contracts

## Techniques for prototyping

- Storyboards
  - need not be computer-based
  - can be animated
- Limited functionality simulations
  - some part of system functionality provided by designers
  - tools like HyperCard are common for these
  - Wizard of Oz technique
- Warning about iterative design
  - design inertia – early bad decisions stay bad
  - diagnosing real usability problems in prototypes...
    - .... and not just the symptoms

## Design rationale

Design rationale is information that explains why a computer system is the way it is.

- Benefits of design rationale
  - communication throughout life cycle
  - reuse of design knowledge across products
  - enforces design discipline
  - presents arguments for design trade-offs
  - organizes potentially large design space
  - capturing contextual information

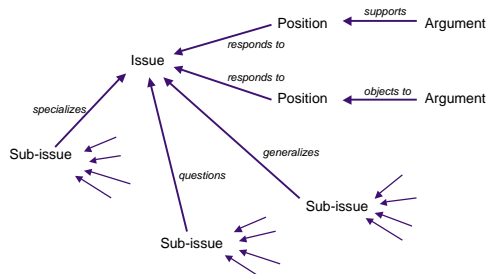
## Design rationale (cont'd)

- Types of DR:
  - Process-oriented
    - preserves order of deliberation and decision-making
  - Structure-oriented
    - emphasizes post hoc structuring of considered design alternatives
- Two examples:
  - Issue-based information system (IBIS)
  - Design space analysis

## Issue-based information system (IBIS)

- basis for much of design rationale research
- process-oriented
- main elements:
  - issues
    - hierarchical structure with one 'root' issue
  - positions
    - potential resolutions of an issue
  - arguments
    - modify the relationship between positions and issues
- gIBIS is a graphical version

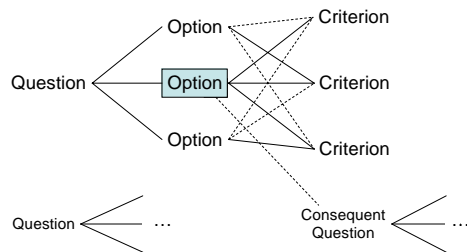
## structure of gIBIS



## Design space analysis

- structure-oriented
- QOC – hierarchical structure:
  - questions (and sub-questions)
    - represent major issues of a design
  - options
    - provide alternative solutions to the question
  - criteria
    - the means to assess the options in order to make a choice
- DRL – similar to QOC with a larger language and more formal semantics

## the QOC notation



## Psychological design rationale

- to support task-artefact cycle in which user tasks are affected by the systems they use
- aims to make explicit consequences of design for users
- designers identify tasks system will support
- scenarios are suggested to test task
- users are observed on system
- psychological claims of system made explicit
- negative aspects of design can be used to improve next iteration of design

## Summary

### The software engineering life cycle

- distinct activities and the consequences for interactive system design

### Usability engineering

- making usability measurements explicit as requirements

### Iterative design and prototyping

- limited functionality simulations and animations

### Design rationale

- recording design knowledge
- process vs. structure